



**On Sale**

# BC 04

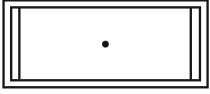
CUBE COLLECTION

**Design** Wetstyle Design Lab

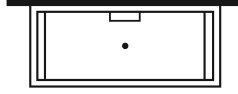




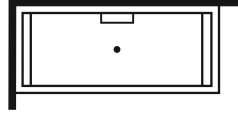
## AVAILABLE CONFIGURATIONS



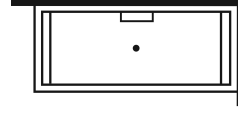
BC0401 -  
Freestanding



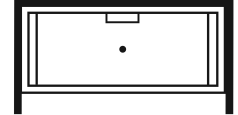
BC0402 - Back Wall



BC0404 - Left and  
Back Walls



BC0405 - Right and  
Back Walls



BC0406 - Three Wall  
Alcove

## OPTIONS

### Model

- BC0401 - Freestanding
- BC0402 - Back Wall
- BC0404 - Left and Back Walls
- BC0405 - Right and Back Walls
- BC0406 - Three Wall Alcove

### Drain Overflow Trim Finish

- Brushed Nickel Drain - No Trim Overflow (#BNNT)
- Brushed Nickel Drain and Overflow (#BN)
- Matte Black Drain - No Trim Overflow (#MBNT)
- Matte Black Drain and Overflow (#MB)
- Polished Chrome Drain - No Trim Overflow (#PCNT)
- Polished Chrome Drain and Overflow (#PC)
- Satin Brass Drain - No Trim Overflow (#SBNT)
- Satin Brass Drain and Overflow (#SB)

### WETMAR BiO Finish

- White Matte (#MA)
- White True High Gloss (#GA)

### Plumbing Connection

- Copper/Brass Connection - local code dependant (#COP)
- Standard ABS Connection

## CODES/STANDARDS APPLICABLES

IAPMO-ANSI Z124.1  
IAPMO-ANSI Z124.3  
CSA B 45.0  
CSA B 45.4  
Mass Board Approved

## FAUCET AREA RECOMMENDED

Floor-mounted, wall-mounted or column for wall or deck-mounted.

## NOTES

**IMPORTANT - BATHTUB INSTALLATION SUPPLIES:** A 1/4" tile flange will be supplied to comply with the requested position. Installed at the factory to prevent water leakage, this must be placed directly on the partition framing prior to the installation of drywall.