


SPECIFICATIONS



Features/Benefits

- 1.75 gpm (6.6 L/min) Max Flow @ 80 psi (D462726)
- 2.0 gpm (7.6 L/min) Max Flow @ 80 psi (D461726)
- Single Function
- Metal Body
- Easy Clean Nozzles
- Integral Check Valve
- Angle and Height Adjustable
- Includes Slide Bar, D461734, Handshower, D462026, and 72" Metal Shower Hose, D469020
- Supply Elbow Sold Separately

Available Color/Finishes

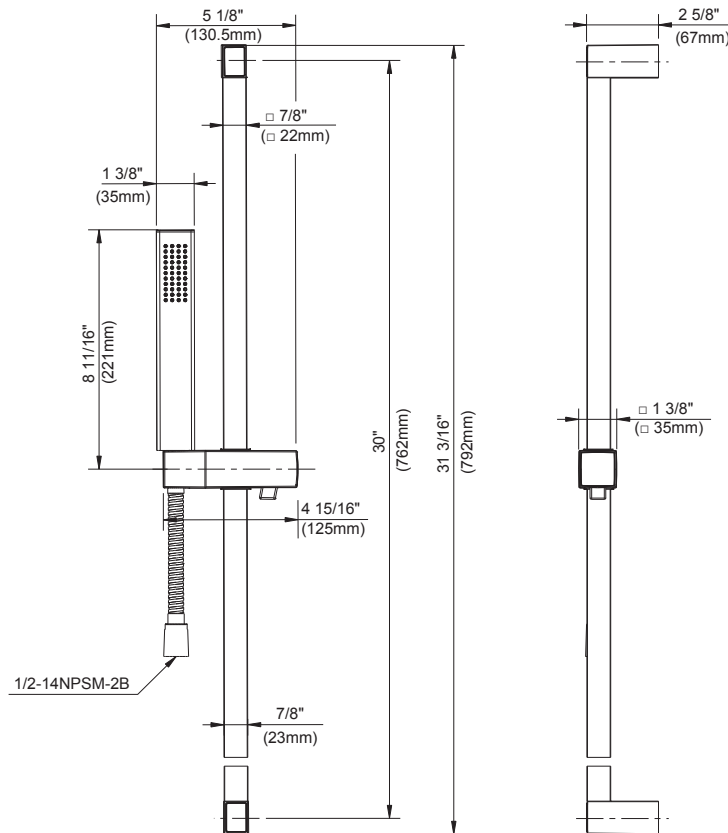
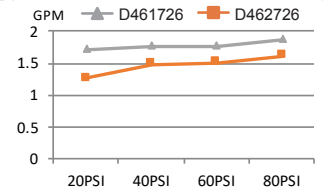
Color	Description
	Chrome

Please see gerberonline.com or current price list for available finishes. Finish is defined by additional suffix.

Standards & Certifications



Flow Rate



Submittal Information:

Name: _____ Contractor: _____
 Location: _____ Contact #: _____