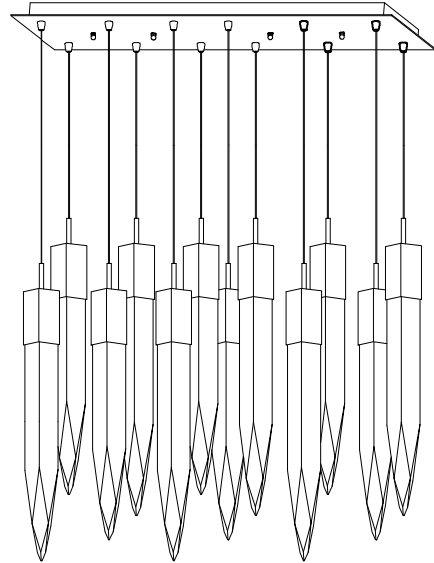




Contemporary Lighting

PRODUCT NAME: Quartz
ITEM NUMBER: E31248-20

Please consult your electrician for hanging fixture and wiring.



The fixture is designed to work with a standard Triac forward phase dimmer. Dimming levels will vary by dimmer.

Below is a list of recommended dimmers:

- Lutron MACL-153M
- Lutron DVL-153P
- Lutron SCL-153P
- Leviton IPL06-10Z
- Leviton 6674-POW

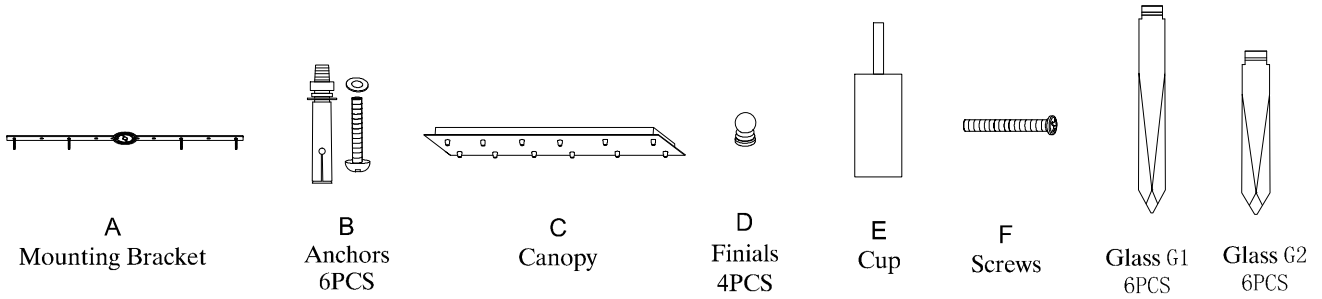
Due to inrush current wattage should not exceed 150 watts of product for a 600 watt dimmer.

AC LED 12 x 6W Bulbs

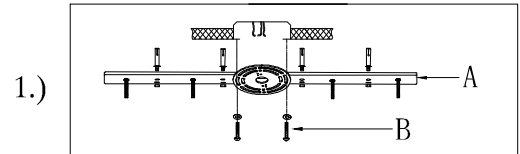
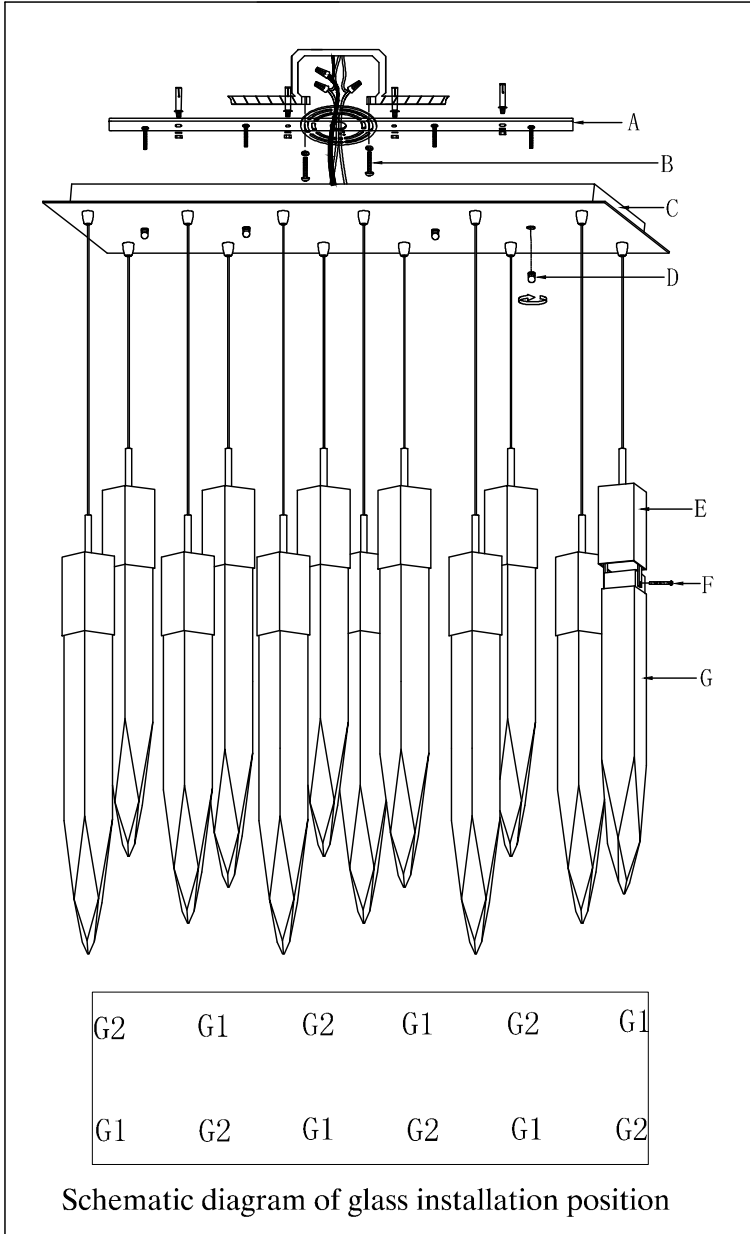
MADE IN CHINA

Page 1 of (2)

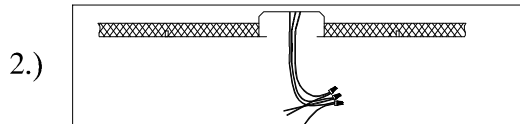
IMPORTANT: Turn off the power at the main fuse or circuit breaker box before starting installation



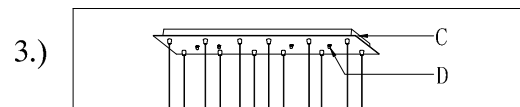
Locate all hardware & components before discarding packaging



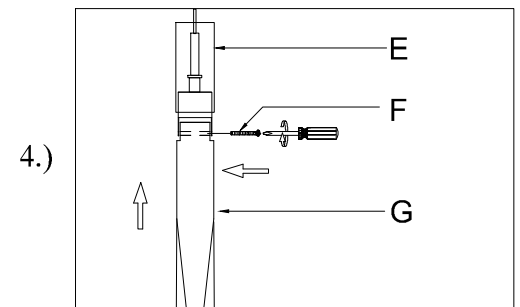
Step 1: Remove mounting bracket (A) from Canopy (C) and drill holes using 5/16" ± drill bit where marked, Install bracket (A) to outlet box by attaching anchors (B) and secure bracket at ends.



Step 2: Wire fixture to wires in outlet box. Copper wire is for Ground.



Step 3: Carefully remove packaging from fixture, Adjust wire length to desired mounting height, Install canopy (C) to bracket using finials (D) on the bottom of the canopy.



Step 4: Attach glass (G1&G2) using set screws (F).

Cleaning & Care:

Clean with soft cloth and a mild detergent.
 Do not use abrasive cleaner.